





[www.ideepuntocroce.it](http://www.ideepuntocroce.it)

Simonetta Sabatucci  
[www.ideepuntocroce.it](http://www.ideepuntocroce.it)  
[www.lackyeberry.it](http://www.lackyeberry.it)




[www.ideapuntocroce.it](http://www.ideapuntocroce.it)



[www.ideapuntocroce.it](http://www.ideapuntocroce.it)

Designed by: [www.ideeapuntocroce.it](http://www.ideeapuntocroce.it)

Size: 103w X 103h



### Full, Half, & Quarter Stitches

	DMC	Anchor	Color	Back
■	310	403	Black	
■	727	293	Topaz-VY LT	
□	3865	2	Winter White	
■	741	304	Tangerine-MD	
■	740	316	Tangerine	
■	744	301	Yellow-Pale	
■	745	300	Yellow-LT Pale	
■	996	433	Electric Blue-MD	
■	3843	1089	Electric Blue	
■	3341	328	Apricot	
■	3778	1013	Terra Cotta-LT	
■	758	882	Terra Cotta-VY LT	
■	300	352	Mahogany-VY DK	
■	920	1004	Copper-MD	
■	922	1003	Copper-LT	
■	644	830	Beige Gray-MD	
■	Ecru	387	Ecru	
■	919	340	Red Copper	
■	3841	128	Baby Blue-Pale	
■	728	1002	Topaz	
■	783	307	Topaz-MD	
■	3862	903	Mocha Beige-DK	
■	3863	1084	Mocha Beige-MD	
■	604	55	Cranberry-LT	
■	602	63	Cranberry-MD	
■	603	62	Cranberry	
■	304	1006	Christmas Red-MD	
■	666	46	Christmas Red-BRT	